

Spring/Summer 2023 Survey

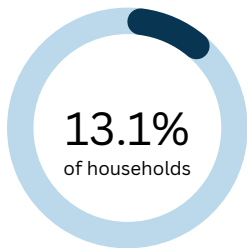
Key Findings: New York City



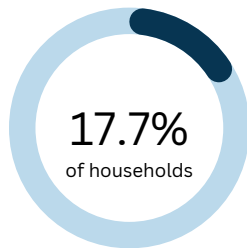
Communities Speak aims to increase the diversity and influence of community voices in policymaking by developing data-driven dialogue between community leaders, constituents, and governments. Data is collected during biannual needs assessment surveys directed at traditionally underserved communities.

Childcare

Access and Affordability for Households With Children

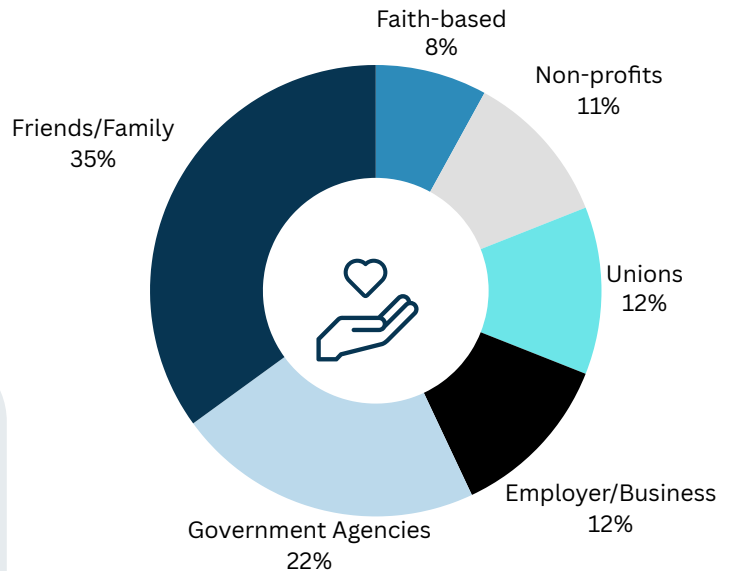


Reported Difficulty Accessing Childcare



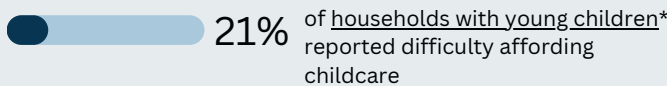
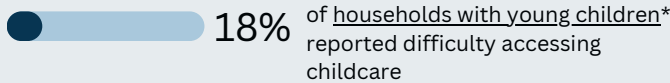
Reported Difficulty Affording Childcare

Where Do Households With Young Children Go for Childcare Support?



*Households with young children are defined as respondents who reported children aged 0-5 in their household.

Young Children



Health

Access and Affordability

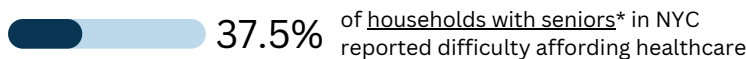


About 1 in 4 New Yorkers reported difficulty affording healthcare



About 1 in 4 New Yorkers reported difficulty accessing healthcare

Healthcare Affordability for Seniors



*Households with seniors are defined as respondents who reported people aged 65+ in their household.

Stress



7 in 10 below median income New Yorkers reported experiencing above average stress levels



5 in 10 above median income New Yorkers reported experiencing above average stress levels

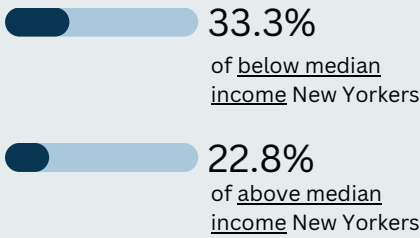
Spring/Summer 2023 Survey

Key Findings: New York City



Public Safety

Rated Prevention of Local Crime and Neighborhood Safety as Poor



New Yorkers Are Avoiding Public Transportation Due to Safety Concerns



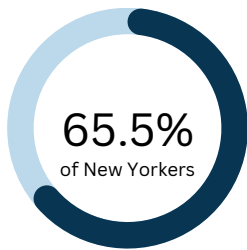
About 3 in 10 New Yorkers reported avoiding public transportation due to crime and safety concerns

About 2 in 10 New Yorkers reported avoiding public transportation due to COVID concerns

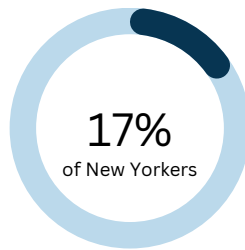
➔ 18.6% of New Yorkers also reported poor police responsiveness

Housing Insecurity

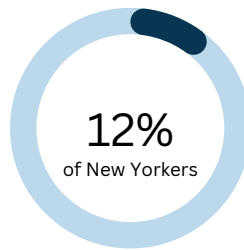
The Majority of New Yorkers Are Experiencing Housing Insecurity



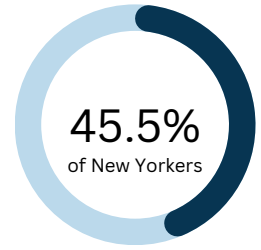
Reported Experiencing Housing Insecurity*



Reported Experiencing SEVERE Housing Insecurity**



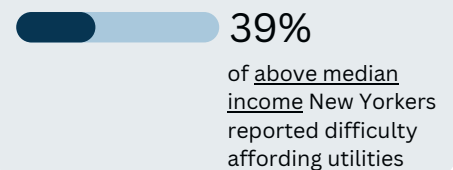
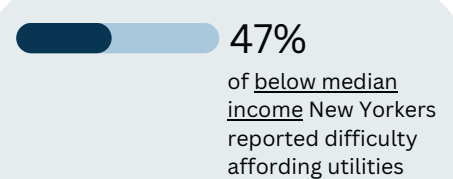
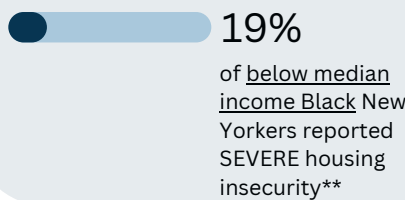
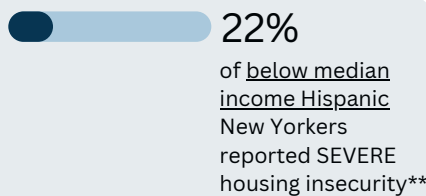
Reported Fearing or Experiencing Eviction



Reported Difficulty Affording Utilities

Who is Most Impacted by Housing Insecurity in NYC?

New Yorkers with below median income faced greater housing access and affordability challenges. In particular, Black and Hispanic New Yorkers with below median income reported experiencing more severe housing insecurity in the city.



*Housing insecurity is defined as difficulty paying rent/mortgage and/or difficulty accessing housing.

**Severe housing insecurity is defined as having at least two of the following indicators: difficulty paying rent/mortgage and/or difficulty accessing housing and/or experienced difficulty finding housing and/or experienced eviction or threat of eviction.

Spring/Summer 2023 Survey

Key Findings: New York City



Food Insecurity

New Yorkers Struggle to Access and Afford Food



About 2 in 3 New Yorkers reported experiencing food insecurity*

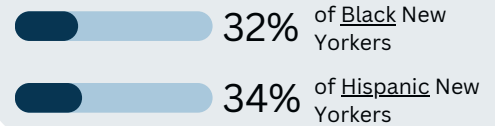


About 1 in 4 New Yorkers reported experiencing SEVERE food insecurity**

*Food insecurity is defined as difficulty affording food and/or difficulty accessing food.
 **Severe food insecurity is defined as having at least two of the following indicators: difficulty affording food and/or difficulty accessing food and/or worried about running out of food and/or ran out of food or was unable to find food.

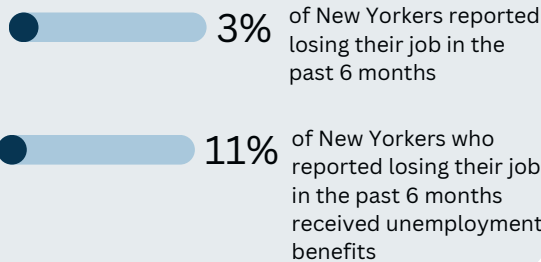
Who is Most Impacted by Food Insecurity in NYC?

Black and Hispanic New Yorkers reported the highest incidences of SEVERE food insecurity**



Employment

Unemployment in NYC

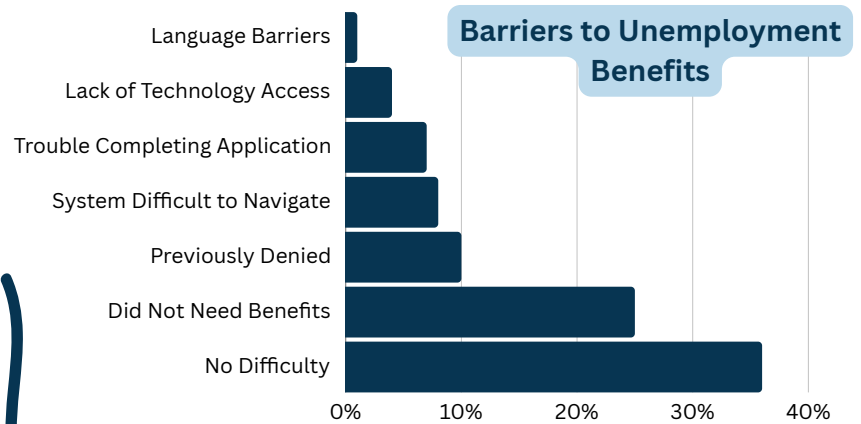
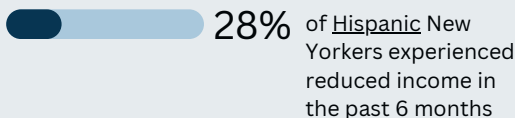


Income

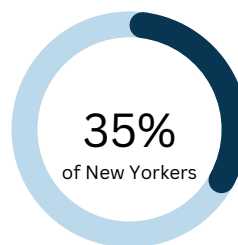


Almost 1 in 5 New Yorkers experienced reduced income in the past 6 months

Hispanic New Yorkers were most impacted by reduced income

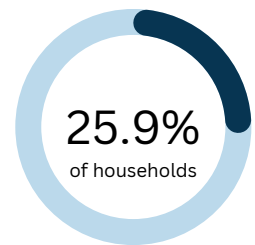


Adverse Job Changes



Reported changed job status and also experienced reduced income

Impacts on Childcare



Reported difficulty affording childcare and also experienced reduced income

Access to Government Benefits



More than 1 in 4 New Yorkers reported difficulty accessing social services and/or benefits