

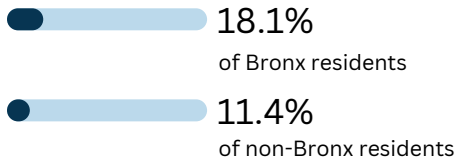
Spring/Summer 2023 Survey

Key Findings: The Bronx

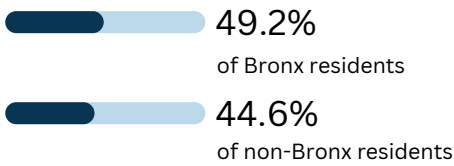


Housing Insecurity

Reported Fearing or Experiencing Eviction




Reported Difficulty Affording Utilities

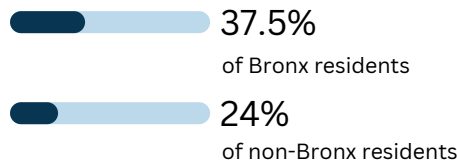


Public Safety

Rated Police Responsiveness Poorly

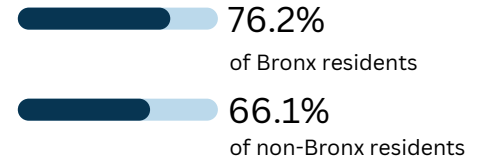


Rated Local Crime Prevention and Safety Poorly

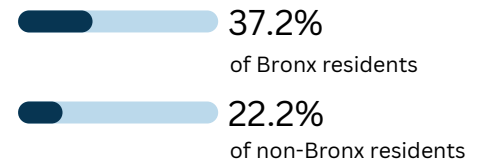


Food Insecurity

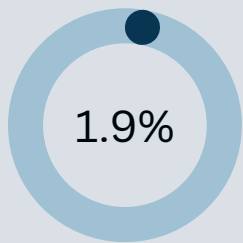
Reported Experiencing Food Insecurity



Reported Experiencing SEVERE Food Insecurity



Employment

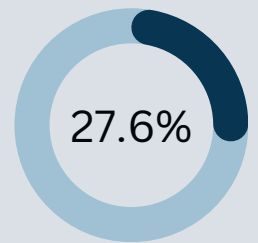


Only 1.9% of Bronx residents reported losing their job in the past 6 months

vs. 3.5% of non-Bronx residents

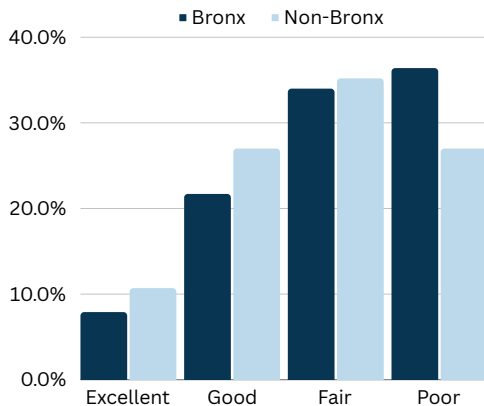
27.6% of Bronx residents also reported a decrease in income in the past 6 months

vs. 19.9% of non-Bronx residents



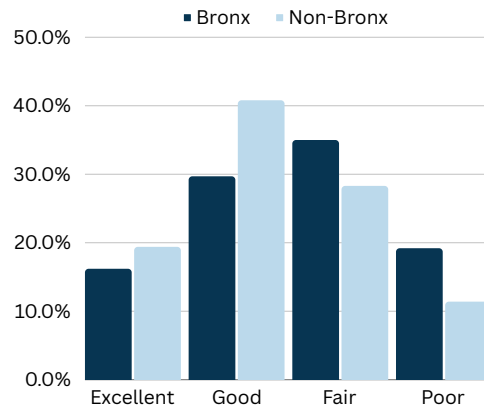
How Did Bronx Residents Rate Neighborhood Services?

Pothole Repair



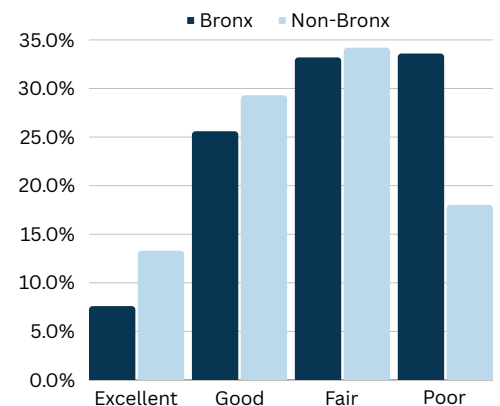
36.4% of Bronx residents rated local pothole repair as poor vs. 27% of non-Bronx residents

Garbage Collection



29.7% of Bronx residents rated local garbage collection as good vs. 40.8% of non-Bronx residents

Housing Code Enforcement



34% of Bronx residents rated local housing code enforcement as poor vs. 18% of non-Bronx residents