

# Housing Insecurity

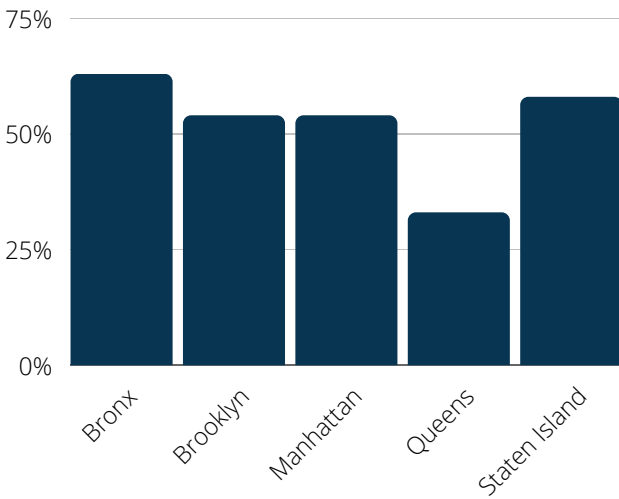
## Communities Speak Fall 2022 Survey



*Communities Speak aims to increase the diversity and influence of community voices in policy-making by developing data-driven dialogue between community leaders, constituents and governments.*

### Difficulty Paying Rent (in the past year)

#### By Borough:

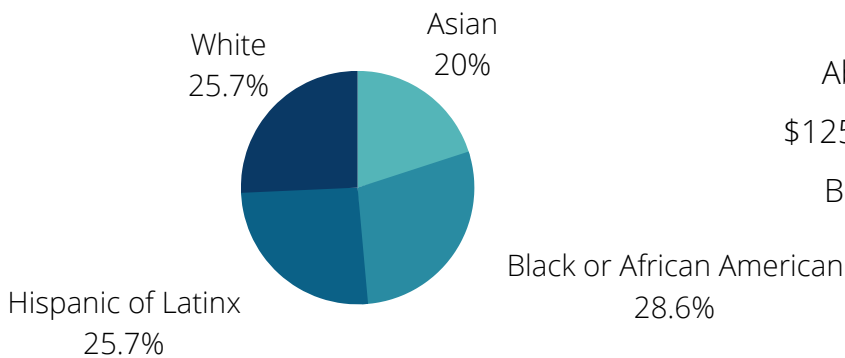


**6 out of 10 Households With Children**

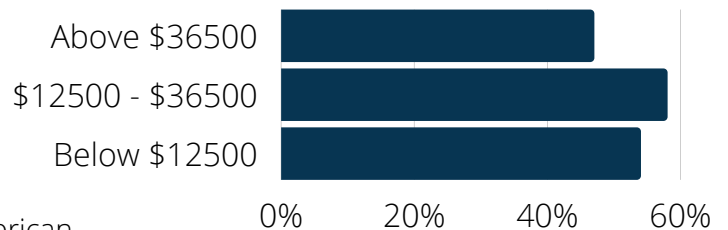


**2 out of 5 of Households with Elderly**

#### By Race:

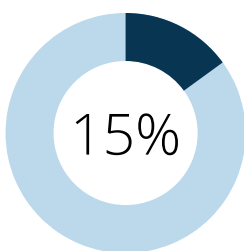


#### By Household Income:

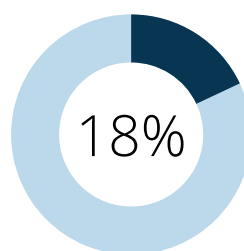


### Experienced Employment Change in the last 6 months

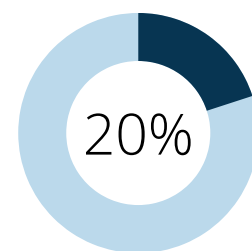
#### Black or African American Respondents



#### Hispanic or Latinx Respondents



#### Household Income Below \$12500



# Key Findings on Housing Insecurities

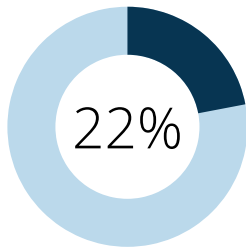
## Fall 2022 Survey



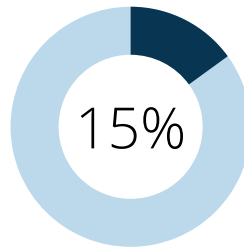
### Experienced Eviction or Threat of Eviction (in the past year)



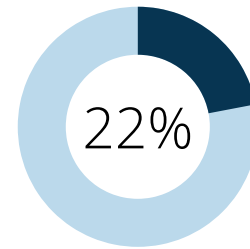
1 out of 5 Households With Children



of Black or African American Respondents



of Hispanic or Latinx Respondents



of Bronx Respondents

### Difficulty Affording Utilities (in the past year)

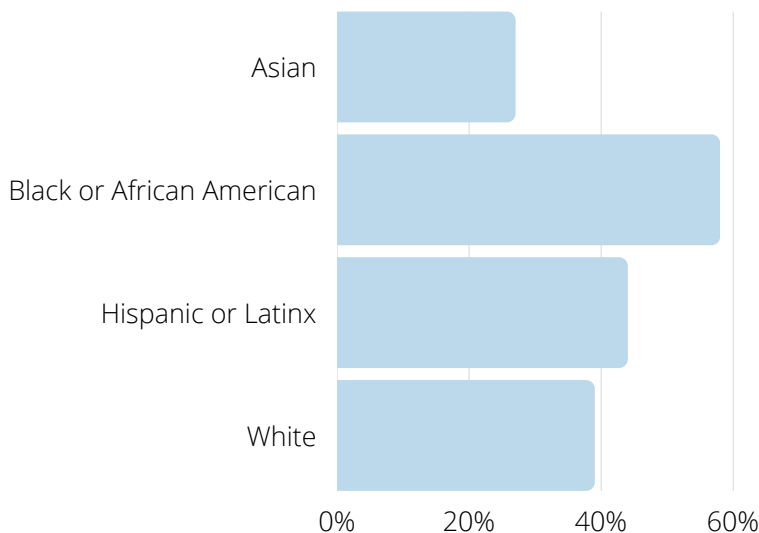


More than 2 out of 5 (45%) Households with Elderly

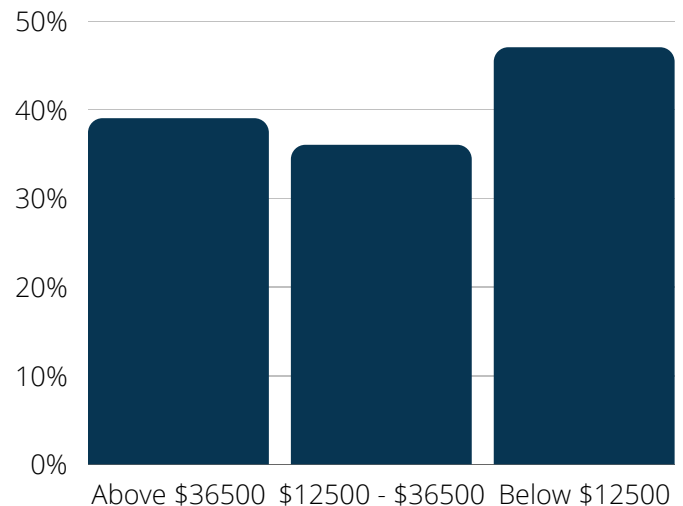


1 out of 5 Households With Children

#### By Race:



#### By Household Income:



@commspeaknyc



@communitiesspeaknyc



CommunitiesSpeakProject.com